

# Adherence to chronic medication in older populations: application of a common protocol among three European cohorts

Enrica Menditto,<sup>1,\*</sup>  
Caitriona Cahir,<sup>2,\*</sup>  
Mercedes Aza-Pascual-Salcedo,<sup>3,4</sup> Dario Bruzzese,<sup>5</sup>  
Beatriz Poblador-Plou,<sup>3</sup>  
Sara Malo,<sup>6</sup> Elisio Costa,<sup>7</sup>  
Francisca González-Rubio,<sup>3,4,6</sup> Antonio Gimeno-Miguel,<sup>3</sup> Valentina Orlando,<sup>1</sup>  
Przemyslaw Kardas,<sup>8</sup>  
Alexandra Prados-Torres<sup>3</sup>

<sup>1</sup>CIRFF, Center of Pharmacoeconomics, University of Naples Federico II, Naples, Italy; <sup>2</sup>Division of Population Health Sciences, Royal College of Surgeons in Ireland, Dublin, Ireland; <sup>3</sup>Aragon Health Sciences Institute (IACS), IIS Aragón, REDISSEC ISCIII, Madrid, Spain; <sup>4</sup>Aragon Health Service (SALUD), Aragon, Spain; <sup>5</sup>Department of Public Health, Federico II University, Naples, Italy; <sup>6</sup>University of Zaragoza, Zaragoza, Spain; <sup>7</sup>UCIBIO, REQUINTE, Faculty of Pharmacy, Porto4ageing Reference Site, University of Porto, Porto, Portugal; <sup>8</sup>Department of Family Medicine, Medical University of Lodz, Lodz, Poland

\*These authors contributed equally to this work

Correspondence: Enrica Menditto  
CIRFF, Center of Pharmacoeconomics,  
University of Naples Federico II,  
Via Domenico Montesano 49,  
80131 Naples, Italy  
Tel +39 081 678 660  
Fax +39 081 678 658  
Email [enrica.menditto@unina.it](mailto:enrica.menditto@unina.it)

**Purpose:** The purpose of this study was to evaluate and compare medication adherence to chronic therapies in older populations across different regions in Europe.

**Methods:** This explorative study applied a harmonized method of data extraction and analysis from pharmacy claims databases of three European countries to compare medication adherence at a cross-country level. Data were obtained for the period between January 1, 2010, and December 31, 2011. Patients (aged  $\geq 65$  years) who newly initiated to oral antidiabetics, antihyperlipidemics, or antiosteoporotics were identified and followed for over a 12-month period. Main outcome measures were medication adherence (medication possession ratio, [MPR]; implementation) and persistence on index treatment. All country-specific data sets were prepared by employing a common data input model. Outcome measures were calculated for each country and pooled using random effect models.

**Results:** In total, 39,186 new users were analyzed. In pooled data from the three countries, suboptimal implementation (MPR  $< 80\%$ ) was 52.45% (95% CI: 33.43–70.79) for antihyperlipidemics, 61.35% (95% CI: 52.83–69.22) for antiosteoporotics, and 30.33% (95% CI: 25.53–35.60) for oral antidiabetics. Similarly, rates of non-persistence (discontinuation) were 55.63% (95% CI: 35.24–74.29) for antihyperlipidemics, 60.24% (95% CI: 45.35–73.46) for antiosteoporotics, and 46.80% (95% CI: 36.40–57.4) for oral antidiabetics.

**Conclusion:** Medication adherence was suboptimal with  $> 50\%$  of older people non-adherent to antihyperlipidemics and antiosteoporotics in the three European cohorts. However, the degree of variability in adherence rates among the three countries was high. A harmonized method of data extraction and analysis across health-related database in Europe is useful to compare medication-taking behavior at a cross-country level.

**Keywords:** drug utilization, medication adherence, medication persistence, prescribing

## Introduction

The treatment of chronic illnesses often includes the long-term use of pharmacotherapy, but although these medications are effective in treating chronic diseases, their full benefits are often not realized because  $\sim 50\%$  of patients do not take their medications as prescribed.<sup>1</sup> Recently, a European-funded consortium Ascertaining Barriers to Compliance (ABC) project developed a Taxonomy of Adherence in an effort to standardize the medication-taking behavior terminology and measurement for clinical and research use. The taxonomy defines medication adherence “as the process by which patients take their medication as prescribed” and subdivides adherence into three essential elements, namely initiation, implementation, and discontinuation.<sup>2</sup> Nonadherence to medications can thus occur in the following situations or combinations thereof: late or

noninitiation of the prescribed treatment, suboptimal implementation of the dosing regimen, or early discontinuation of the treatment (nonpersistence).

It is now well established that medication adherence is often poor, and this is perceived as a major public health problem in Western countries because it decreases the efficacy of pharmacological therapies, while at the same time increases direct and indirect related costs.<sup>3</sup> For several reasons, poor adherence is more prevalent in specific groups of patients than in others. Older people experience greater morbidity with a corresponding increase in medication utilization and are at an increased risk of nonadherence.<sup>4</sup> Medication adherence rates of 38%–57% have been reported in older populations with an average rate of <45%.<sup>4</sup> The European Community acknowledges the relevance of optimizing the prescribing processes as a mandatory element for community health care systems to improve medication adherence in older adults.<sup>5</sup> More specifically, this is the main aim of the action Group on Prescription and adherence to Medical Plans of the European Innovation Partnership on Active and Healthy Aging (EIP-AHA).<sup>6,7</sup> Under the pillar of “prevention, screening, and early diagnosis,” the EIP on AHA identified “adherence to medication and medical plans” as a priority area in order to deliver tangible adherence approaches for patients in various disease areas, at the regional level and in different member states. As part of the collaborative work conducted in the group, partners identified the use of observational and large-population databases as a tool to investigate evidence on medication adherence in older populations and to facilitate data sharing.<sup>4,8</sup>

Pharmacy refill data provide an important, valid, and relatively efficient method of assessing retrospective medication adherence in large population-based research.<sup>4</sup> However, few studies have undertaken cross-country comparisons of adherence. In general, drug-utilization studies have applied different methods of measurement of adherence across a range of different data sources and populations, making comparisons of the results of these studies difficult. On the other hand, using multiple data sources is not an easy task, as it implies a set of multiple actions to be taken, such as data and meta-data analysis, identification of common data sets, solving privacy and data property issues, and data integration.

The aims of this study were to 1) assess the feasibility of performing a collaborative cross-country comparison of medication adherence based on pooled outpatient dispensing data and 2) to compare medication adherence rates to three highly prevalent drug classes in older populations across three different European cohorts.

## Methods

### Setting

This was an explorative study that applied a harmonized method of data extraction and analysis across health-related databases in Europe in order to compare medication adherence at a cross-country level. The study was carried out on three health-related databases from three European countries (Republic of Ireland, Italy [Campania Region], and Spain [Aragon Region]).<sup>8</sup>

Access to health care is public in Italy and Spain, and drug policies are influenced by the central government. In Italy, drugs for the treatment of chronic conditions are fully covered by National Health Services with different levels of fixed or variable co-payment, depending on the drug category, patients' income, chronic condition, and so on. In Spain, different levels of co-payment have been applied since 2012 depending on patients' income. The health care system in Ireland, which is predominantly tax-funded, operates as a two-tiered public and private system, with ~40% of the population in receipt of public health insurance (General Medical Services [GMS] patients). The GMS scheme is mean-tested, with a higher income threshold for those aged  $\geq 70$  years, and provides individuals with free or substantially subsidized health care and prescription medications. It is estimated that over 75% of adults aged  $\geq 65$  years and ~92% of adults aged  $\geq 70$  years benefit from the scheme nationally and are subject to a flat co-payment for prescription medication (Table 1).<sup>9</sup>

### Data sources

The three European electronic health care databases: the EpiChron Cohort in Aragon, Spain; the Health Services Executive Primary Care Reimbursement Services (HSE-PCRS), Ireland; and the Caserta Local Health Unit (LHU) from Campania Region, Italy; collect data on all drugs dispensed through the public health care system and have been shown to be valid for pharmacoepidemiological research.<sup>10–13</sup> The characteristics of the databases have been described already by the Adherence Action Group partners, within the context of the EIP-AHA, with the aim to improve data sharing at a European level.<sup>8</sup> Drugs were classified according to the World Health Organization Anatomical Therapeutic Chemical code/Defined Daily Dose (ATC/DDD), which made between-country comparisons possible.<sup>14</sup> As health-related databases rely on patient information records managed by National Health Services, all data stored in these databases can be considered population-based and a record of medications dispensed. In all three databases, data were managed and analyzed

**Table 1** Characteristics of the health care systems of the three European countries

Characteristics	Ireland	Italy	Spain
Coverage of health care system	Predominantly tax-funded, operates as a two-tiered public and private system	Universal In 2001, regional administrations acquired autonomy by the introduction of fiscal federalism	Universal
Physicians/100,000 inhabitants	292	410	375.6
Doctor visit/inhabitant/year	Data not available	Data not available	5.65
Co-payment on drugs	Introduced in 2010. Depending on the category (I/II according to the <i>Primary Care Reimbursement Scheme</i> )	Reintroduced in 2001. Depending on patients' income and on the Class classification <sup>b</sup>	Introduced in 2012. Depending on patients' income and on the Class classification <sup>b</sup>
Percentage of patients aged $\geq 65$ years <sup>a</sup>	13.0	21.7	18.5

**Notes:** <sup>a</sup>EuroSTAT 2015; <sup>b</sup>Class classification – patients who are exempt from paying co-payments because of low income, chronic illness, or old age.

using an anonymous patient code. Data were obtained for the period between January 1, 2010 and December 31, 2011.

## Data extraction

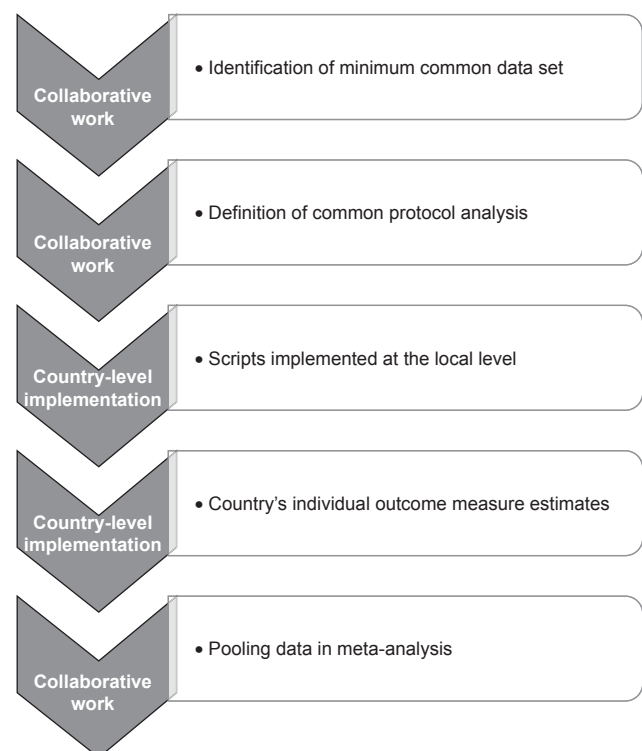
The stepwise process adopted for the definition and harmonization of the queries for data extraction is shown in Figure 1. In order to facilitate the process of creating a common data structure and to identify a minimum common data set used by all three partners within the network, the investigators designed and completed “Data Definition Form (DDF).” The DDF described the information contained in the data sources used in the project. A common protocol was then developed and shared by partners to standardize definitions and study design, to reduce heterogeneity among individual studies, and to facilitate interpretation of the combined results. Data extraction and analysis scripts were implemented locally using statistical software packages in each database, and only outcome measure estimates were shared; each site wrote their own programs following a standardized protocol. Furthermore, in order to equalize the metrics of adherence evaluation, the researchers designed and filled out a “Metrics Definition Form (MDF)” describing all issues needing consensus among partners.

## Study population and study drug categories

The study population in each country consisted of all people aged  $\geq 65$  years who had registered within the databases during the study period and who had at least 1 year of valid data (eligibility criterion).

The drug classes investigated in the study were anti-hyperlipidemics (ATC C10A); oral antidiabetics (ATC A10B except A10BD); and antiosteoporotics (ATC M05B except M05BX). The excluded ATC categories refer to

combination therapy; only monotherapy was included in the analysis. New users of the drugs in the ATC class of interest were identified between July 1 and December 31, 2010. The first date when the drug was dispensed was defined as the index date for each individual ATC drug class. A new user was defined as a patient not having any drug dispensed, of the same ATC class, over the 6 months period prior to the index date (wash-out period). Data for each patient were collected for a period of 1 year following the index date. Patients were classified into three treatment groups (per drug class). The treatment groups were not mutually exclusive,



**Figure 1** Flowchart of the process.

and patients could be prescribed all three classes of drugs. Patients' age (in years) was assessed at the index date, and the patients were classified into the following age groups: 65–74 years, 75–84 years, and >85 years.

Patients receiving combination therapy were excluded from the study as were patients who received only one prescription of the drug class of interest (sporadic users) during the study period.

## Days of drug supplied

To calculate the number of days of medication supplied for antiosteoporotics, we used the World Health Organization DDD methodology, which assumes one DDD as 1 day of therapy.<sup>14</sup> For antihyperlipidemics and oral antidiabetics, we estimated the number of days or quantity of the drugs supplied per the number of pills based on previous research.<sup>15–17</sup>

## Outcome measures

### Definition

Medication adherence on the index treatment was evaluated according to the International Society for Pharmacoeconomics and Outcomes Research definitions and as per the implementation phase and discontinuation (non-persistence) phase of the ABC taxonomy of medication adherence.<sup>2,18</sup> The implementation phase is defined as the extent to which a patient's actual dosing corresponds to the prescribed dosing regimen, from initiation until the last dose taken. Persistence is the length of time between initiation and the last dose, which immediately precedes discontinuation. Non-persistence was measured as the discontinuation phase, which marks the end of therapy where the next dose is omitted and further doses are not required.

### Implementation

Implementation was estimated by calculating the medication possession ratio (MPR) for each of the three drug classes in each country. MPR is a standard method of evaluating drug adherence and is defined as the number of prescribed therapy units divided by the number of assumed therapy units.<sup>18</sup> It is calculated as the proportion of the number of days supplied over the intended period of treatment.

MPR was calculated by taking patients' total days supplied for each class of medication for the 365-day period following the index date and dividing by 365 ( $100 \times \sum (\text{days supplied})/365$ ). Patients should have filled at least two prescriptions of the drug class of interest in order to measure their MPR. MPR was expressed as a percentage and truncated to 100 when >100%, as per ESPACOMP recommendations.<sup>18</sup> It was calculated per user and per therapeutic

subgroup. The threshold for adherence was set at 80% based on Haynes' definition of adherence to antihypertensive medication; patients with  $\text{MPR} \geq 80\%$  were classified as adherent to treatment and those  $< 80\%$  as nonadherent to treatment.<sup>19</sup>

### Discontinuation (non-persistence)

Persistence was estimated by measuring the time gap between a dispensation of a drug and the next dispensation during the follow-up period of 1 year from the index date. All prescription fills/refills were for a 30-day supply. Patients were considered non-persistent if the gap between two refills was longer than 60 days (grace period), based on sensitivity analyses. Medication persistence was evaluated at the drug class level. Patients with at least one discontinuation episode were considered non-persistent. Switching products within index medication classes was not considered as an interruption.

### Data synthesis

For each drug class, we calculated new users by age and gender in each country to account for differences in distribution among populations. The rates of nonadherence including implementation and discontinuation (non-persistence) were estimated, by age and gender, at the local level in each country. 95% CIs were obtained using the Clopper–Pearson method. Pooled estimates were obtained using a meta-analytical approach treating each country as a different study. The random-effects model of DerSimonian and Laird was a priori selected due to the anticipated heterogeneity in nonadherence rates.<sup>20</sup> Meta-analysis results were displayed using forest plots. The effect of gender and age was assessed by computing pooled OR with the relative 95% CI using a random effect model.

Statistical heterogeneity among countries was investigated using the  $I^2$  statistics.<sup>21</sup> However, due to the small number of studies, no attempt was made to explore the causes of observed heterogeneity.

All analyses were performed with R statistics (version 3.3.1), using the additional packages META e METAFOR. A  $p$ -value of  $< 0.05$  was considered statistically significant.

## Ethics statement

For the Campania data, all procedures performed in this study were in accordance with the current national law from Italian Medicines Agency.<sup>51</sup> The manuscript does not comprise clinical studies, and all the patients' data were fully anonymized. For this type of study, formal consent is not required. Permission to use anonymized data for the present



study was granted by the responsible authority, Unità del Farmaco, Regione Campania.

For the EpiChron Cohort, the conformation of the EpiChron Cohort and data utilization for this study counts with the approval of the Clinical Research Ethics Committee of Aragon (CEICA – PI17/0024; PI16/088). Data contained in the EpiChron Cohort are not freely available. However, requests for collaborative work are welcome. Please contact the Principal Investigator by email ([sprados.iacs@aragon.es](mailto:sprados.iacs@aragon.es)) for further information.

For the HSE-PCRS data, patient consent is not required. Permission to use anonymized data for the present study was granted by Health Services Executive Primary Care Reimbursement Services (HSE-PCRS).<sup>52</sup>

## Results

### Study population

The total population included 1,172,441 patients aged  $\geq 65$  years. After applying selection criteria, 39,186 new users were considered for data analysis: 1) 2,639, 5,708, and 16,798 new users in the antihyperlipidemic cohort for Italy, Spain, and Ireland, respectively; 2) 730, 1,837, and 4,482 new users in the antiosteoporotic cohort for Italy, Spain, and Ireland, respectively; and 3) 1,226, 2,413, and 3,353 new users in the oral antidiabetic cohort for Italy, Spain, and Ireland, respectively. Details on the number of patients excluded per the exclusion criteria are reported in Figure S1. Table 2 describes patient characteristics for each drug class across the three European cohorts. There were differences in the distribution of patients' age across the three European cohorts, in the drug categories of interest. The Spanish cohort had a similar distribution between patients aged 65–74 years and patients aged 75–84 years (46.7 vs 43.0 and 42.2 vs 43.8, respectively, in antiosteoporotic and oral antidiabetic medication use), while the Italian and Irish cohorts showed a higher percentage of patients aged 65–74 years than patients aged 75–84 years (53.7 vs 38.5 and 58.0 vs 28.9, respectively, in the antiosteoporotic category; 61.9 vs 32.1 and 72.7 vs 21.0, respectively, in the antidiabetics category). All three countries had a higher percentage of new users aged 65–74 years than new users aged 75–84 years for antihyperlipidemic medications (59.1 vs 34.6 Italian cohort; 50.9 vs 39.4 Spanish cohort; 70.6 vs 22.7 Irish cohort). In particular, the Irish cohort had the highest percentage of new users aged 65–74 years in all three classes of drugs.

### Implementation

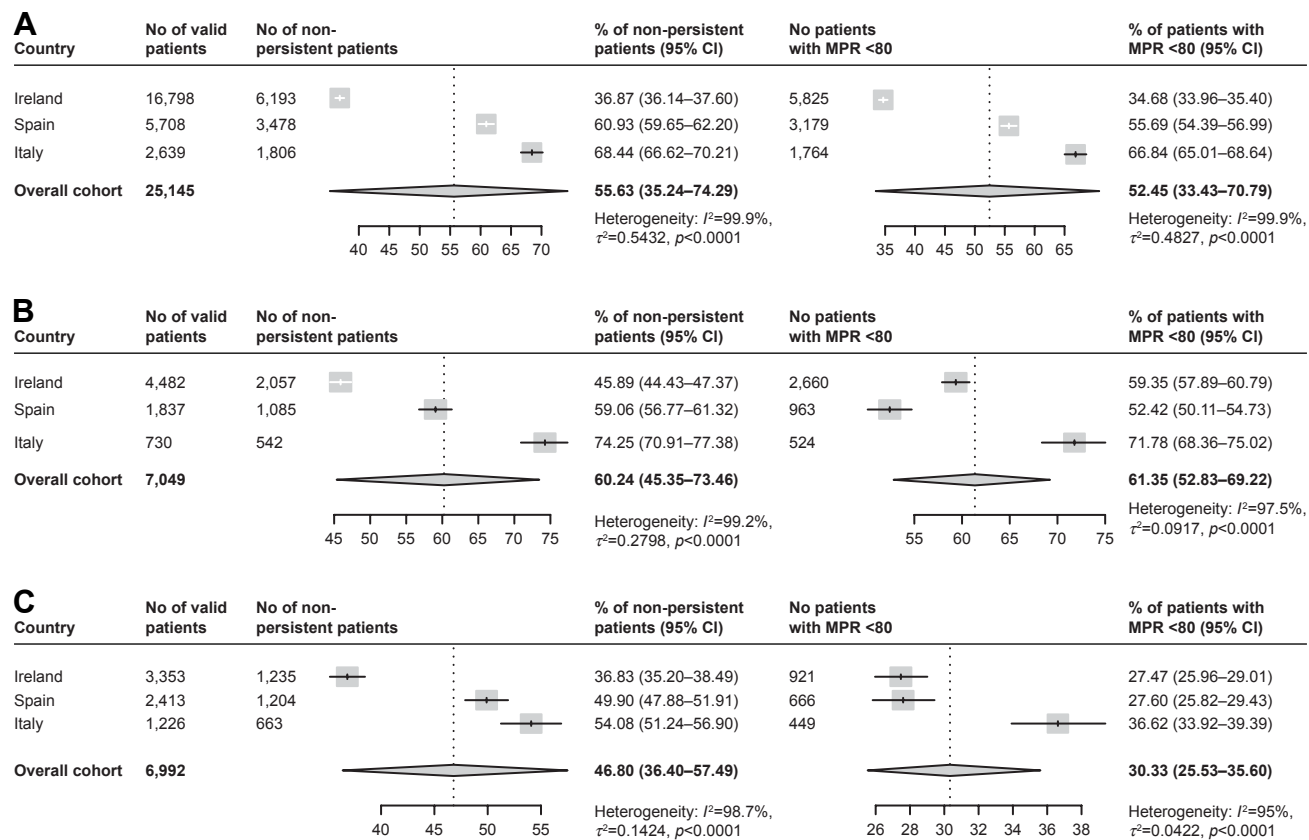
The percentage of patients with suboptimal implementation of treatment, calculated as MPR  $< 80\%$ , over a 12-month

**Table 2** Demographic characteristics of new users for each drug category included in the Italian, Spanish, and Irish cohorts

Characteristics	Campania (Italy)	Aragon (Spain)	Republic of Ireland
<b>Antihyperlipidemics</b>			
Number of new users	2,639	5,708	16,798
Age (in years), n (%)			
65–74	1,560 (59.1)	2,905 (50.9)	11,853 (70.6)
75–84	914 (34.6)	2,248 (39.4)	3,812 (22.7)
$\geq 85$	165 (6.3)	555 (9.7)	1,133 (6.7)
Gender, n (%)			
Female	1,546 (58.6)	3,420 (59.9)	9,196 (54.7)
<b>Antiosteoporotics</b>			
Number of new users	730	1,837	4,482
Age (in years), n (%)			
65–74	392 (53.7)	858 (46.7)	2,601 (58.0)
75–84	281 (38.5)	789 (43.0)	1,295 (28.9)
$\geq 85$	57 (7.8)	190 (10.3)	586 (13.1)
Gender, n (%)			
Female	673 (92.2)	1,622 (88.3)	3,820 (85.2)
<b>Oral antidiabetics</b>			
Number of new users	1,226	2,413	3,353
Age (in years), n (%)			
65–74	759 (61.9)	1,019 (42.2)	2,439 (72.7)
75–84	394 (32.1)	1,057 (43.8)	703 (21.0)
$\geq 85$	73 (6)	337 (14)	211 (6.3)
Gender, n (%)			
Female	707 (57.7)	1,266 (52.5)	1,433 (42.7)

follow-up period was: 1) 34.68%, 55.69%, and 66.84%, respectively, for the Irish, Spanish, and Italian cohorts for antihyperlipidemic users; 2) 59.35%, 52.42%, and 71.78%, respectively, for the Irish, Spanish, and Italian cohorts for antiosteoporotic drug users; and 3) 27.47%, 27.60%, and 36.62%, respectively, in the Irish, Spanish, and Italian cohorts for oral antidiabetic drugs users (Figure 2). The proportion of nonadherence (MPR  $< 80\%$ ) in the pooled data from the three countries was 52.45% (95% CI: 33.43–70.79,  $I^2 = 99.9\%$ ,  $p < 0.0001$ ) for antihyperlipidemics, 61.35% (95% CI: 52.83–69.22,  $I^2 = 97.5\%$ ,  $p < 0.0001$ ) for antiosteoporotics, and 30.33% (95% CI: 25.53–35.60,  $I^2 = 95\%$ ,  $p < 0.0001$ ) for oral antidiabetics (Figure 2). In the pooled analysis, the odds of nonadherence (MPR  $< 80\%$ ), during 12-months, post-index period were significantly higher for patients aged  $\geq 85$  years than that of the comparison group (ie, patients aged 65–74 years) in the three drug categories (OR 1.43, 95% CI: 1.12–1.83 for antihyperlipidemics; OR 1.41, 95% CI: 1.17–1.70 for antiosteoporotics; OR 1.63, 95% CI: 1.07–2.47 for oral antidiabetics); no difference was observed for gender (Table 3).

Details on nonadherence rates by age groups and by country are reported in Table S1.



**Figure 2** Proportion of discontinuation (non-persistence) and proportion of nonadherence (MPR <80%) in the pooled data from the three countries for (A) antihyperlipidemics, (B) antiosteoporotics, and (C) oral antidiabetics.

**Abbreviation:** MPR, medication possession ratio.

## Discontinuation (non-persistence)

As shown in Figure 2, at 1-year post-index, with the application of a 60-day refill grace period, the proportion of treatment discontinuation was 1) 36.87%, 60.93%, and 68.44%, respectively, in the Irish, Spanish, and Italian cohorts for antihyperlipidemic drug users; 2) 45.89%, 59.06%, and 74.25%, respectively, in the Irish, Spanish, and Italian cohorts for antiosteoporotic drug users; and 3) 36.83%, 49.90%, and 54.08%, respectively, in the Irish, Spanish, and Italian cohorts for oral antidiabetic drug users. The proportion of treatment discontinuation in the pooled data from the three countries was 55.63% (95% CI: 35.24–74.29,  $I^2=99.9\%$ ,  $p<0.0001$ ) for antihyperlipidemics, 60.24% (95% CI: 45.35–73.46,  $I^2=99.2\%$ ,  $p<0.0001$ ) for antiosteoporotics, and 46.80% (95% CI: 36.40–57.49,  $I^2=98.7\%$ ,  $p<0.0001$ ) for oral antidiabetics (Figure 2). In the pooled analysis, the odds of discontinuation during the 12-month post-index period were significantly higher for patients aged  $\geq 85$  years than for the comparison group (ie, patients aged 65–74 years) in the three drug categories (OR 1.36, 95% CI: 1.11–1.68 for antihyperlipidemics; OR 1.45 95% CI: 1.25–1.70 for antiosteoporotics; OR 1.50 95% CI: 1.26–1.78 for oral antidiabetics) (Table 3).

Details on discontinuation rates by age groups and by country are reported in Table S2.

## Discussion

Our analysis provides an overview of medication adherence in older populations for three commonly used chronic medications across three European countries according to a common methodology. The drug classes examined were representative of chronic medications used to treat common and costly conditions in older populations. We found that in the first year of treatment, adherence to therapy was suboptimal with >50% of older people nonadherent to antihyperlipidemic and antiosteoporotic medication across the three countries. Almost a third of patients prescribed oral antidiabetic medication had suboptimal implementation of their medication regime and almost half were non-persistent. The implementation and discontinuation rates were not homogeneous among the three European countries. Italy had the highest percentage of suboptimal implementation and non-persistence across all three drug classes, and Ireland had the lowest. The extent of nonadherence to prescribed medications among patients affected by chronic diseases in

**Table 3** Odds of discontinuation (non-persistence) and nonadherence (MPR <80%) during the 12-months, post-index date: pooled analysis

	Pooled estimate	Non-persistence OR (95% CI)	MPR <80% OR (95% CI)
<b>Antihyperlipidemics</b>			
Gender, n			
Female	14,162	Reference	Reference
Male	10,983	1.32 (0.52–3.36)	0.86 (0.77–0.95)
Age (in years), n			
65–74	16,318	Reference	Reference
75–84	6,974	1.06 (1.00–1.13)	1.13 (0.98–1.31)
≥85	1,853	1.36 (1.11–1.68)	1.43 (1.12–1.83)
<b>Antiosteoporotics</b>			
Gender, n			
Female	6,115	Reference	Reference
Male	934	1.23 (1.02–1.49)	1.38 (1.03–1.86)
Age (in years), n			
65–74	3,851	Reference	Reference
75–84	2,365	1.06 (0.95–1.17)	1.16 (1.04–1.29)
≥85	833	1.45 (1.25–1.70)	1.41 (1.17–1.70)
<b>Oral antidiabetics</b>			
Gender, n			
Female	3,406	Reference	Reference
Male	3,586	0.98 (0.89–1.08)	0.96 (0.86–1.06)
Age (in years), n			
65–74	4,271	Reference	Reference
75–84	2,154	0.98 (0.77–1.24)	1.08 (0.94–1.25)
≥85	621	1.50 (1.26–1.78)	1.63 (1.07–2.47)

**Abbreviation:** MPR, medication possession ratio.

Italy has previously been reported as 70% while in Ireland 31% of older people have been reported as nonadherent.<sup>22–24</sup> In Spain, the nonadherence rate ranges from 36% in the general type 2 diabetic population<sup>16</sup> to 51% in patients aged over 65 years on multiple medications.<sup>25</sup>

## Previous studies and comparability of major findings

To our knowledge, the present study is the first study to measure adherence to a range of chronic medications in older populations across European countries. As discussed above, previous European studies assessing adherence to therapy in older populations have been country/region specific and/or have focused on a single drug class or disease.<sup>26–33</sup> Similar rates of nonadherence across the three drug classes have been reported in some US studies. A retrospective analysis of nonadherence in new users of six chronic medication classes, in a nationally representative pharmacy claims database representing one hundred US health care plans, found nonadherence rates of 39% in statins, 40% in bisphosphonates, and 28% in oral antidiabetics.<sup>32–34</sup> Another US study, which compared retrospective drug adherence rates

among patients with seven different medical conditions, reported nonadherence rates of 34.6% in type 2 diabetes, 39.2% in hypercholesterolemia, and 49.8% in osteoporosis, which are lower than that reported in the current study.<sup>35</sup> In addition to a high level of nonadherence within the three countries, there was also a wide variation between the countries. Interestingly, a multi-country study based on data from the European Social Survey, which measured self-reported adherence to patients' most recently prescribed medication (any medication), showed a relatively high level of adherence (82%) across all countries, but there was substantial variation between European countries.<sup>36</sup> The high level of self-reported adherence may be in reference to acute medication, where adherence has been shown to be higher than chronic medication.<sup>3,37</sup>

Within our multi-country study, the large differences in adherence across countries could not be explained by sociodemographic and socioeconomic variables alone, and further research is required to establish the reason behind these differences. An analysis of systematic reviews of determinants of patient adherence found that medication nonadherence is affected by multiple determinants, including social factors (eg, social support, economic factors), health care-related factors (eg, barriers to health care), condition-related factors, therapy-related factors, and patient-related factors (eg, demographic, health beliefs).<sup>38</sup> The variation in adherence in the current study may be explained by a range of such factors including differences in the structure of the health care systems and health insurance systems and differences in disease prevalence and comorbidities. In Italy, after 2001, many regions decided to re-introduce both fixed and variable user charges on drugs using their increased autonomy in order to include the growth of public expenditure, which could have negatively influenced adherence to therapy.<sup>39</sup> A retrospective study investigating the effect of co-payments on adherence to chronic therapies among Italian regions showed a negative effect of co-payments on drug compliance, especially in regions with poor health care management, organization, and financing such as Campania.<sup>40,41</sup> Differences in chronic care programs in individual countries may also impact adherence. The Italian health system does not provide pharmaceutical care services for chronic patients, while in Ireland, the national clinical care program for diabetes may support older patients in adhering to their treatment, and in Spain, pharmaceutical care services are provided for chronic patients.<sup>42</sup> The variation between the three countries may also reflect cultural differences in patient attitudes or beliefs toward medication taking. Furthermore,

the country heterogeneity of nonadherence to medication may depend on more general factors such as how effectively national health care systems address aspects of prevention and health literacy. A systematic review of barriers to medication adherence in older populations in the US found that lack of disease-related knowledge and health literacy were associated with nonadherence.<sup>43,46</sup>

Adherence was lower in the older age groups ( $\geq 85$  years) across all three countries. These findings are inconsistent with previous research which has shown that adherence increases with age.<sup>36</sup> Increasing age has been shown to be a significant predictor of increased adherence to statins, antihypertensives, and antidiabetics.<sup>44,45</sup> However, adherence to these medication classes has been shown to increase with age only up to a certain point, with those aged  $< 75$  years likely to be more adherent than older patients.<sup>44,45</sup> Older age is associated with increased morbidity, frailty, and cognitive impairment, which can result in decreased adherence and augmented discontinuation among older adults.<sup>47</sup> Polypharmacy, which is also more prevalent in older populations, has been shown to decrease adherence.<sup>48</sup>

## Multi-country database studies

A high value of combining diverse health-related databases for drug utilization research is the ability to evaluate medication adherence by applying the same criteria in terms of both data selection and analysis to all the databases involved. This represents an enhancement compared with classic meta-analysis because it helps in reducing biases in data extraction and management. Database networks present an opportunity for a better understanding of medication adherence and health care management across countries that differ in terms of their health care policies and the ability to compare and evaluate the impact of health care policies on patient behaviors and health outcomes. Future research could adopt a similar methodology to investigate the clinical implications of chronic disease nonadherence in older populations across countries and estimate the impact on health service use and cost. The authors faced two main challenges during this study: the first one was in relation to the setup of the shared data model, with the aim to be comprehensive, in terms of the information gathered from the partners, while also ensuring that the data were comparable. The second challenge was in monitoring the partners to ensure that they were following the same analysis protocol. Both these goals were achieved through an intensive exchange of information sharing among the partners, and one recommendation for future similar studies is to establish strong communication

among partners and clear documentation of processes and checklists.

## Strengths and limitations

Although the methodology described in this work may not technically be defined as a meta-analysis, it nevertheless has permitted work on harmonized data that share the same methodology, thus avoiding ethical issues related to privacy of data. Being an explorative study, the criteria used for the analysis were intentionally simplified to facilitate achieving consensus among the partners. Indeed, we investigated only adherence to monotherapy excluding more complex patterns of treatment. To have a uniform methodology, we defined a core data set, which lacked information on clinical data, comorbidities, complications, and side effects, which could have influenced our results. The database employed included population cohorts in Italy and Spain and older patients with a medical card in Ireland. Nevertheless these databases have been widely used in pharmaco-epidemiological studies at a national level to inform health care policy.

This study used MPR as a measure of suboptimal implementation and thus may have overestimated adherence as patients may not have taken all medications dispensed. Furthermore, although MPR  $< 80\%$  cutoff is widely used in adherence research, it is an arbitrary number, and whether it is clinically important or not depends on many different factors and may be different for different drug classes.

For the assessment of persistence, patients with at least one discontinuation episode were considered nonpersistent. However, an intrinsic limitation of retrospective database analyses, such as this one, is that we are unable to track the reason for the discontinuation, for example, whether discontinuation was recommended by the clinician (eg, a temporary suspension due to an adverse reaction). It should also be noted that pharmacy refill records only provide details on whether or not the patients were dispensed their medication and do not provide details on whether or not the patients actually ingested their medications.

A further limitation includes the limited availability of data at the time of the study (from 2010 to 2011). The limited number of countries involved in the analysis also did not allow us to perform a meta-regression to explore the source of high heterogeneity found in the pooled analysis. Nonetheless, the use of comprehensive pharmacy record data across the three countries provides an important estimate of medication adherence in European populations in the real-world setting.



This study also applied a rigorous taxonomy of adherence and methodology, and the results clearly demonstrate that it would be feasible to utilize these databases at a cross-country level as a tool to compare and evaluate medication-taking behavior.

## Implications of nonadherence

Poor adherence to medication has been estimated to cost ~€125 billion annually to European governments, contributing to an estimated 125,000 deaths each year, and accounts for approximately one-quarter of all admissions to nursing facilities and 10% of hospital admissions.<sup>1</sup> It is evident that nonadherence in older populations is a global public health issue and interventions to improve medication-taking behavior need to be informed by comparative adherence studies which estimate the magnitude of nonadherence across both countries and chronic conditions.<sup>49,50</sup>

## Conclusion

This study found variable but uniformly suboptimal medication adherence across three chronic medications in three European cohorts. The proportion of nonadherent older people was lower in Ireland (northern European country) than in Italy and Spain (southern European countries). This provides background information for studies aimed at investigating the factors responsible for these phenomena and for the development of initiatives to improve medication management in older populations in Europe. Common standards for data management in cross-country studies are not established. However, the results of this study provide a valuable proof-of-concept and pave the way for further research in order to identify optimal strategies for cross-country management of medication adherence data.

## Acknowledgments

The authors wish to thank the A1 Action Group members on Prescription and Adherence to Medical Plans of the European Innovation Partnership on Active and Healthy Ageing for their contributions. Editorial assistance was provided by Dr Melanie Gatt (PhD), an independent medical writer, on behalf of Springer Health care Communications. This was funded by the University of Naples Federico II, Naples, Italy.

## Author contributions

All authors contributed toward data analysis, drafting and revising the paper and agree to be accountable for all aspects of the work.

## Disclosure

The authors report no conflicts of interest in this work.

## References

- World Health Organization. *Adherence to Long-Term Therapies. Evidence for Action*; 2003. Available from: [http://www.who.int/chp/knowledge/publications/adherence\\_full\\_report.pdf](http://www.who.int/chp/knowledge/publications/adherence_full_report.pdf). Accessed November 10, 2017.
- Vrijens B, De Geest S, Hughes DA, et al. A new taxonomy for describing and defining adherence to medications. *Br J Clin Pharmacol*. 2012;73(5):691–705.
- Osterberg L, Blaschke T. Adherence to medication. *N Engl J Med*. 2005;353(5):487–497.
- Giardini A, Martin MT, Cahir C, et al. Toward appropriate criteria in medication adherence assessment in older persons: position paper. *Aging Clin Exp Res*. 2016;28(3):371–381.
- Costa E, Giardini A, Savin M, et al. Interventional tools to improve medication adherence: review of literature. *Patient Prefer Adherence*. 2015;9:1303–1314.
- European Innovation Partnership on Active and Healthy Ageing. A1 Action group 2016-2018. Version 9th February 2016. Template for the renovation of the existing Action Plans. Available from: [https://ec.europa.eu/eip/ageing/sites/eipaha/files/library/renovated\\_action\\_plan\\_2016-2018\\_ag\\_a1\\_0.pdf](https://ec.europa.eu/eip/ageing/sites/eipaha/files/library/renovated_action_plan_2016-2018_ag_a1_0.pdf). Accessed November 10, 2017.
- Illario M, Vollenbroek-Hutten M, Molloy DW, Menditto E, Iaccarino G, Eklund P. Active and healthy ageing and independent living. *J Aging Res*. 2015;2015:542183.
- Menditto E, Bolufer De Gea A, Cahir C, et al. Scaling up health knowledge at European level requires sharing integrated data: an approach for collection of database specification. *Clinicoecon Outcomes Res*. 2016;8:253–265.
- Department of Public Expenditure and Reform. *General Medical Services Scheme; 2016*. Available from: <http://www.budget.gov.ie/Budgets/2017/Documents/3.%20General%20Medical%20Services%20Scheme.pdf>. Accessed November 10, 2017.
- Orlando V, Guerriero F, Putignano D, et al. Prescription patterns of antidiabetic treatment in the elderly. Results from Southern Italy. *Curr Diabetes Rev*. 2015;12(2):100–106.
- Comella P, Franco L, Casaretti R, et al. Emerging role of capecitabine in gastric cancer. *Pharmacotherapy*. 2009;29(3):318–330.
- Grimes T, Fitzsimons M, Galvin M, Delaney T. Relative accuracy and availability of an Irish National Database of dispensed medication as a source of medication history information: observational study and retrospective record analysis. *J Clin Pharm Ther*. 2013;38(3):219–224.
- Prados-Torres A, Poblador-Plou B, Gimeno-Miguel A, et al. Cohort profile: the epidemiology of chronic diseases and multimorbidity. The EpiChron Cohort Study. *Int J Epidemiol*. 2018;47(2):382f–384f.
- WHO Collaborating Centre for Drug Statistics Methodology and the WHO Collaborating Centre for Drug Utilization Research and Clinical Pharmacological Services. *Introduction to Drug Utilization Research*. World Health Organization; 2003. Available from: <http://apps.who.int/medicinedocs/pdf/s4876e/s4876e.pdf>. Accessed November 13, 2017.
- Kirkman MS, Rowan-Martin MT, Levin R, et al. Determinants of adherence to diabetes medications: findings from a large pharmacy claims database. *Diabetes Care*. 2015;38(4):604–609.
- Malo S, Aguilar-Palacio I, Feja C, et al. Different approaches to the assessment of adherence and persistence with cardiovascular-disease preventive medications. *Curr Med Res Opin*. 2017;33(7):1329–1336.
- O'Shea MP, Teeling M, Bennett K. An observational study examining the effect of comorbidity on the rates of persistence and adherence to newly initiated oral anti-hyperglycaemic agents. *Pharmacoepidemiol Drug Saf*. 2013;22(12):1336–1344.
- Cramer JA, Roy A, Burrell A, et al. Medication compliance and persistence: terminology and definitions. *Value Health*. 2008;11(1):44–47.

19. Haynes RB. A critical review of the “determinants” of patient compliance with therapeutic regimens. In: Sackett DL, Haynes RB, editors. *Compliance with Therapeutic Regimens*. Baltimore, MD: Johns Hopkins University Press; 1976;26–39.
20. DerSimonian R, Laird N. Meta-analysis in clinical trials. *Control Clin Trials*. 1986;7(3):177–188.
21. Higgins JP, Thompson SG, Deeks JJ, Altman DG. Measuring inconsistency in meta-analyses. *BMJ*. 2003;327(7414):557–560.
22. Menditto E, Guerriero F, Orlando V, et al. Self-assessment of adherence to medication: a case study in Campania region community-dwelling population. *J Aging Res*. 2015;2015:682503.
23. Napolitano F, Napolitano P, Angelillo IF. Medication adherence among patients with chronic conditions in Italy. *Eur J Public Health*. 2016; 26(1):48–52.
24. Cahir C, Fahey T, Teljeur C, Bennett K. Medication taking behaviour and adverse health outcomes in community dwelling older patients. ISPE conference presentation, Dublin; 2016.
25. Malo S, Aguilar-Palacio I, Feja C, et al. Persistence with Statins in Primary Prevention of Cardiovascular Disease: Findings From a Cohort of Spanish Workers. *Rev Esp Cardiol (Engl Ed)*. 2018;71(1):26–32.
26. Benner JS, Glynn RJ, Mogun H, Neumann PJ, Weinstein MC, Avorn J. Long-term persistence in use of statin therapy in elderly patients. *JAMA*. 2002;288(4):455–461.
27. Casula M, Catapano AL, Piccinelli R, et al. Assessment and potential determinants of compliance and persistence to antiosteoporosis therapy in Italy. *Am J Manag Care*. 2014;20(5):e138–e145.
28. Iolascon G, Gimigliano F, Orlando V, Capaldo A, Di Somma C, Menditto E. Osteoporosis drugs in real-world clinical practice: an analysis of persistence. *Aging Clin Exp Res*. 2013;25(Suppl 1):S137–S141.
29. Walker EA, Molitch M, Kramer MK, et al. Adherence to preventive medications: predictors and outcomes in the Diabetes Prevention Program. *Diabetes Care*. 2006;29(9):1997–2002.
30. Weycker D, Macarios D, Edelsberg J, Oster G. Compliance with drug therapy for postmenopausal osteoporosis. *Osteoporos Int*. 2006;17(11): 1645–1652.
31. Iolascon G, Gimigliano F, Moretti A, et al. Rates and reasons for lack of persistence with anti-osteoporotic drugs: analysis of the Campania region database. *Clin Cases Miner Bone Metab*. 2016;13(2): 126–129.
32. Scala D, Menditto E, Armellino MF, et al. Italian translation and cultural adaptation of the communication assessment tool in an outpatient surgical clinic. *BMC Health Serv Res*. 2016;101(4):679–686.
33. Coretti S, Romano F, Orlando V, et al. Economic evaluation of screening programs for hepatitis C virus infection: evidence from literature. *Risk Manag Healthc Policy*. 2015;8:45–54.
34. Yeaw J, Benner JS, Walt JG, Sian S, Smith DB. Comparing adherence and persistence across 6 chronic medication classes. *J Manag Care Pharm*. 2009;15(9):728–740.
35. Briesacher BA, Andrade SE, Fouayzi H, Chan KA. Comparison of drug adherence rates among patients with seven different medical conditions. *Pharmacotherapy*. 2008;28(4):437–443.
36. Larsen J, Stovring H, Kragstrup J, Hansen DG. Can differences in medical drug compliance between European countries be explained by social factors: analyses based on data from the European Social Survey, round 2. *BMC Public Health*. 2009;9:145.
37. Kardas P. Patient compliance with antibiotic treatment for respiratory tract infections. *J Antimicrob Chemother*. 2002;49(6):897–903.
38. Kardas P, Lewek P, Matyjaszczyk M. Determinants of patient adherence: a review of systematic reviews. *Front Pharmacol*. 2013;4:91.
39. France G, Taroni F, Donatini A. The Italian health-care system. *Health Econ*. 2005;14(Suppl 1):S187–S202.
40. Atella V, Kopinska JA. The impact of cost-sharing schemes on drug compliance in Italy: evidence based on quantile regression. *Int J Public Health*. 2014;59(2):329–339.
41. Menditto E, Orlando V, Coretti S, et al. Doctors commitment and long-term effectiveness for cost containment policies: lesson learned from biosimilar drugs. *Clinicoecon Outcomes Res*. 2015;11(7):575–581.
42. Estrategia en Diabetes del Sistema. Nacional de Salud. Actualización. SANIDAD 2012. Ministerio de Sanidad, Servicios Sociales e Igualdad. Available from: [http://www.msp.es/organizacion/sns/planCalidadSNS/pdf/excelencia/cuidadospaliativos-diabetes/DIABETES/Estrategia\\_en\\_diabetes\\_del\\_SNS\\_Accesible.pdf](http://www.msp.es/organizacion/sns/planCalidadSNS/pdf/excelencia/cuidadospaliativos-diabetes/DIABETES/Estrategia_en_diabetes_del_SNS_Accesible.pdf). Accessed November 10, 2017.
43. Gellad WF, Grenard JL, Marcum ZA. A systematic review of barriers to medication adherence in the elderly: looking beyond cost and regimen complexity. *Am J Geriatr Pharmacother*. 2011;9(1):11–23.
44. Ishisaka DY, Jukes T, Romanelli RJ, Wong KS, Schiro TA. Disparities in adherence to and persistence with antihypertensive regimens: an exploratory analysis from a community-based provider network. *J Am Soc Hypertens*. 2012;6(3):201–209.
45. Sharma KP, Taylor TN. Pharmacy effect on adherence to antidiabetic medications. *Med Care*. 2012;50(8):685–691.
46. Gibson TB, Mark TL, McGuigan KA, Axelsen K, Wang S. The effects of prescription drug copayments on statin adherence. *Am J Manag Care*. 2006;12(9):509–517.
47. Insel K, Morrow D, Brewer B, Figueredo A. Executive function, working memory, and medication adherence among older adults. *J Gerontol B Psychol Sci Soc Sci*. 2006;61(2):P102–P107.
48. Hugtenburg JG, Blom AT, Kisoensingh SU. Initial phase of chronic medication use; patients’ reasons for discontinuation. *Br J Clin Pharmacol*. 2006;61(3):352–354.
49. Bousquet J, Bewick M, Cano A, et al. Building bridges for innovation in ageing: synergies between action groups of the EIP on AHA. *J Nutr Health Aging*. 2017;21(1):92–104.
50. Illario M, Vollenbroek-Hutten MM, Molloy DW, et al. Active and healthy ageing and independent living 2016. *J Aging Res*. 2016;2016: 8062079.
51. Ministry of Health. Italian Medicines Agency. Circolare AIFA del 3 agosto 2007. Available from: <http://xoomer.virgilio.it/pgiuff/osservazionali.pdf>. Accessed May 2017.
52. Sinnott SJ, Bennett K, Cahir C. Pharmacoepidemiology resources in Ireland—an introduction to pharmacy claims data. *Eur J Clin Pharmacol*. 2017;73(11):1449–1455.

## Supplementary materials

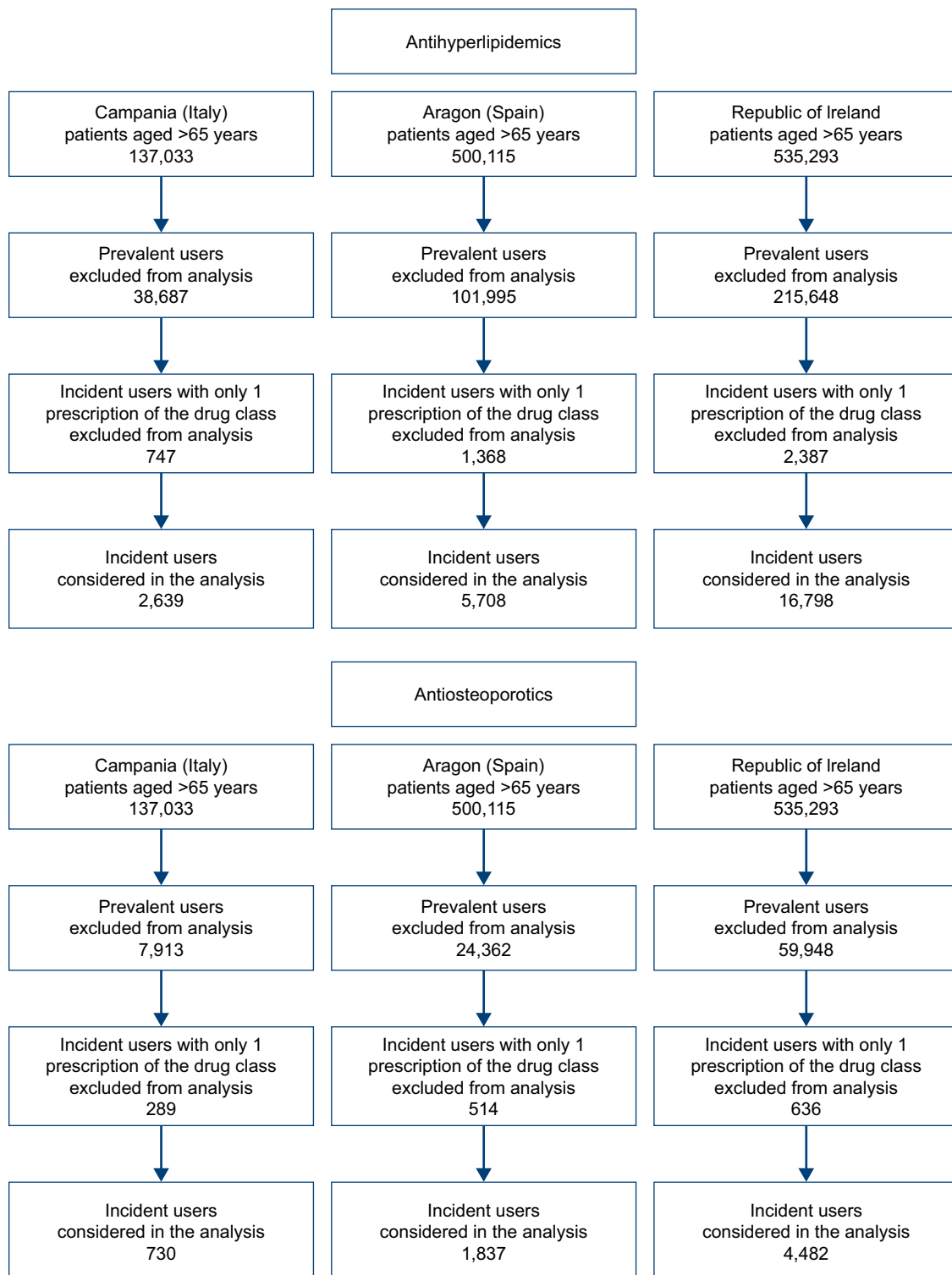
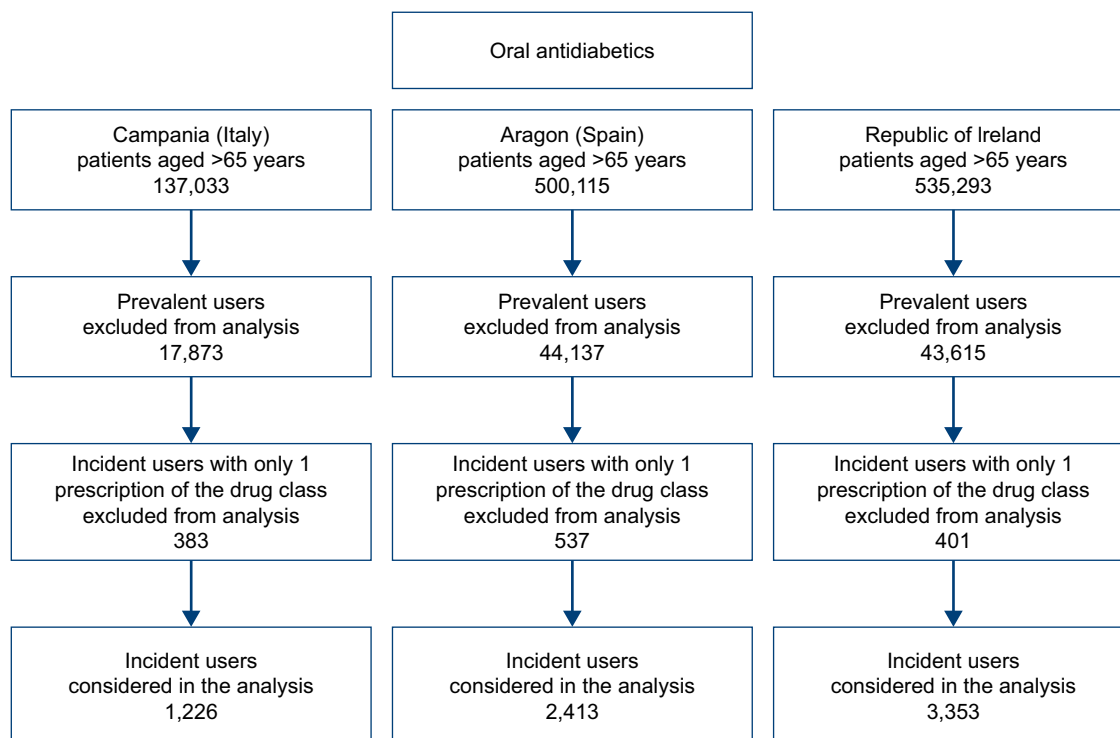


Figure S1 (Continued)



**Figure S1** Number of subjects excluded from the analysis according to selection criteria.

**Table S1** Nonadherence rates (MPR <80%), in all three drug classes, by age groups and by country

	MPR <80% (95% CI)		
	Republic of Ireland	Aragon (Spain)	Campania (Italy)
<b>Antihyperlipidemics</b>			
Age (in years), n			
65–74	57.32 (55.4–59.23)	50 (46.6–53.4)	70.41 (65.62–74.89)
75–84	61.62 (58.91–64.28)	52.85 (49.3–56.38)	71.53 (65.87–76.73)
≥85	63.31 (59.26–67.22)	61.58 (54.26–68.53)	82.46 (70.09–91.25)
<b>Oral antidiabetics</b>			
Age (in years), n			
65–74	25.87 (24.14–27.66)	27.67 (24.95–30.53)	34.39 (31.01–37.89)
75–84	28.59 (25.28–32.09)	26.58 (23.94–29.36)	38.58 (33.75–43.58)
≥85	42.18 (35.43–49.15)	30.56 (25.69–35.79)	49.32 (37.4–61.28)
<b>Antihyperlipidemics</b>			
Age (in years), n			
65–74	32.64 (31.8–33.49)	54.87 (53.04–56.69)	65.83 (63.42–68.19)
75–84	38.04 (36.49–39.6)	55.92 (53.84–57.98)	67.29 (64.14–70.32)
≥85	44.66 (41.74–47.61)	59.1 (54.88–63.22)	73.94 (66.54–80.45)

**Abbreviation:** MPR, medication possession ratio.



**Table S2** Non-persistence rates, in all three drug classes, by age groups and by country

	Non-persistence rates (95% CI)		
	Republic of Ireland	Aragon (Spain)	Campania (Italy)
<b>Antihyperlipidemics</b>			
Age (in years), n			
65–74	44.1 (42.18–46.03)	58.16 (54.78–61.48)	73.47 (68.8–77.78)
75–84	46.25 (43.51–49.01)	57.79 (54.26–61.27)	74.38 (68.85–79.38)
≥85	53.07 (48.94–57.17)	68.42 (61.3–74.96)	78.95 (66.11–88.62)
<b>Oral antidiabetics</b>			
Age (in years), n			
65–74	37.31 (35.39–39.26)	46.32 (43.22–49.44)	53.89 (50.27–57.48)
75–84	32.72 (29.26–36.32)	50.61 (47.56–53.67)	53.05 (47.98–58.06)
≥85	45.02 (38.19–52)	58.46 (52.99–63.77)	61.64 (49.52–72.79)
<b>Antihyperlipidemics</b>			
Age (in years), n			
65–74	35.81 (34.94–36.68)	60.1 (58.3–61.89)	67.69 (65.31–70.01)
75–84	37.38 (35.84–38.94)	61.34 (59.29–63.36)	68.6 (65.48–71.6)
≥85	46.25 (43.31–49.2)	63.6 (59.45–67.61)	74.55 (67.19–81)

**Abbreviation:** MPR, medication possession ratio.

## Patient Preference and Adherence

Dovepress

### Publish your work in this journal

Patient Preference and Adherence is an international, peer-reviewed, open access journal that focuses on the growing importance of patient preference and adherence throughout the therapeutic continuum. Patient satisfaction, acceptability, quality of life, compliance, persistence and their role in developing new therapeutic modalities and compounds to optimize

clinical outcomes for existing disease states are major areas of interest for the journal. This journal has been accepted for indexing on PubMed Central. The manuscript management system is completely online and includes a very quick and fair peer-review system, which is all easy to use. Visit <http://www.dovepress.com/testimonials.php> to read real quotes from published authors.

Submit your manuscript here: <http://www.dovepress.com/patient-preference-and-adherence-journal>